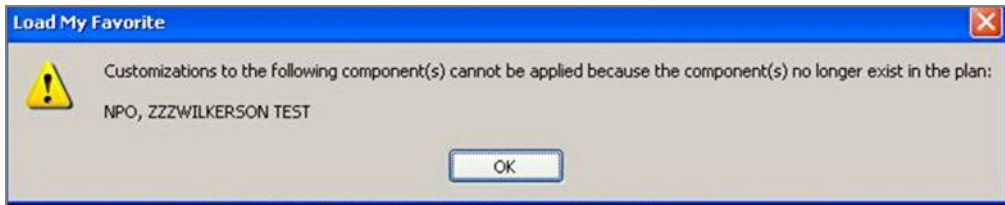


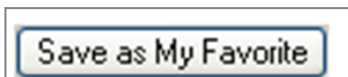
Most required changes to **PowerPlans** will now automatically update previously saved favorites.

The following **Alert** will appear when a selected/checked Order from a saved PowerPlan favorite has been removed from the base plan. (There will be no alerts for modified Orders, added Orders, or removal of unchecked Orders. Notification of these changes will be received through usual communication methods.)

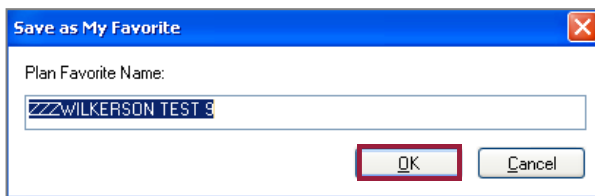
This example Alert shows that the NPO order has been removed from the plan.



1. Click **Ok**.
2. This will open your original saved favorite PowerPlan. This plan will no longer contain the removed order, but will maintain all other previous favorite customizations.
3. Click **Save as My Favorite**.



4. Click **OK**. Do not change the plan name prior to choosing OK.



5. Click **Yes**. This will update and resave your favorite and remove the alert.

