

Hospital EHR Upgrade Communication: Providers/Clinicians

July 21, 2014



❖ Medication Reconciliation Enhancements (Effective 7/30/14)

1. NEW! – “Acknowledge Remaining Home Meds” Button / Home Meds no longer Default to Continue on Discharge Med Rec

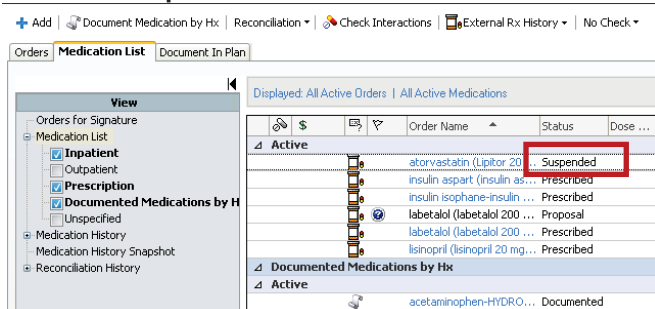
You will notice 2 new changes on the Discharge Medication Reconciliation screen:

- “Acknowledge Remaining Home Meds” button
- Home Medications will no longer default to Continue on Discharge Med Rec

When completing Discharge Med Rec:

- Reconcile the form by clearing all  or  icons from each medication as you do today
- Make sure each medication has a radio button selected, either Continue, Discontinue or Rx. **The Home Medications will no longer default!**
- Occasionally you may notice a home medication in a “suspended” status, placed in that status by a patient’s clinic physician. If you want to keep the home medication suspended, leave that medication’s radio buttons empty. The ‘Acknowledge Remaining Home Meds’ button has been added to the lower right area of the Discharge Med Rec screen. To keep that medication suspended, complete the radio buttons on all other medications and then click the “Acknowledge Remaining Home Meds” button. **The ‘Acknowledge Remaining Home Meds’ button should ONLY be used to keep a medication in a suspended status.**

View of “Suspended” from Medication List



The screenshot shows the 'Medication List' interface. A table lists various medications. The entry for 'atorvastatin (Lipitor 20 mg oral tablet)' is highlighted with a red box, and its status is 'Suspended'. Other medications listed include insulin aspart, insulin isophane-insulin, and labetalol.

View of “Suspended” from Discharge Med Rec



Patient information for Schnur, Bert L. (DOB: 04/19/1945, Sex: Male). The header includes fields for Name, DOB, Sex, Location (SMM), and Code (STA).

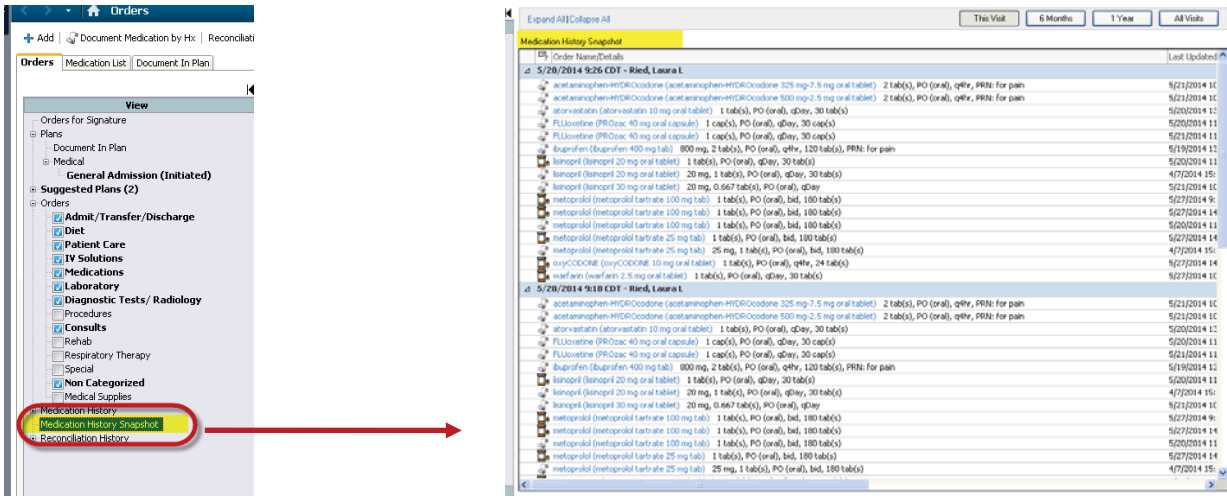
Orders Prior to Reconciliation

Order Name/Details	Status			
Home Medications				
acetaminophen-HYDROcodone (Vicodin ES 7.5 mg-750 mg oral tablet) 1 tab(s), PO (oral), q4hr, PRN: for pain	Documented	<input type="radio"/>	<input type="radio"/>	<input type="radio"/>
acetaminophen-HYDROcodone (Vicodin ES 7.5 mg-750 mg oral tablet) 1 tab(s), PO (oral), q4hr, PRN: for pain	Documented	<input type="radio"/>	<input type="radio"/>	<input type="radio"/>
acetaminophen-HYDROcodone (Vicodin ES 7.5 mg-750 mg oral tablet) 1 tab(s), PO (oral), q4hr, PRN: for pain	Documented	<input type="radio"/>	<input type="radio"/>	<input type="radio"/>
acetaminophen-HYDROcodone (Vicodin ES 7.5 mg-750 mg oral tablet) 1 tab(s), PO (oral), q4hr, PRN: for pain	Documented	<input type="radio"/>	<input type="radio"/>	<input type="radio"/>
acetaminophen-HYDROcodone (Vicodin ES 7.5 mg-750 mg oral tablet) 1 tab(s), PO (oral), q4hr, PRN: for pain	Documented	<input type="radio"/>	<input type="radio"/>	<input type="radio"/>
See Instructions				
amitriptyline-chlordiazepoxide (amitriptyline-chlordiazepoxide 25 mg-10... 1 tab(s), PO (oral), tid	Documented	<input type="radio"/>	<input type="radio"/>	<input type="radio"/>
amitriptyline-chlordiazepoxide (amitriptyline-chlordiazepoxide 25 mg-10... 1 tab(s), PO (oral), tid	Documented	<input type="radio"/>	<input type="radio"/>	<input type="radio"/>
amitriptyline-chlordiazepoxide (amitriptyline-chlordiazepoxide 25 mg-10... 1 tab(s), PO (oral), tid	Documented	<input type="radio"/>	<input type="radio"/>	<input type="radio"/>
atorvastatin (Lipitor 20 mg oral tablet) 1 tab(s), PO (oral), qDay, 90 tab(s)	Suspended	<input type="radio"/>	<input type="radio"/>	<input type="radio"/>
insulin glargine (Lantus 100 units/mL) 10 unit(s), SUBCUTANEOUS, at bedtime, 10 mL	Documented	<input type="radio"/>	<input type="radio"/>	<input type="radio"/>

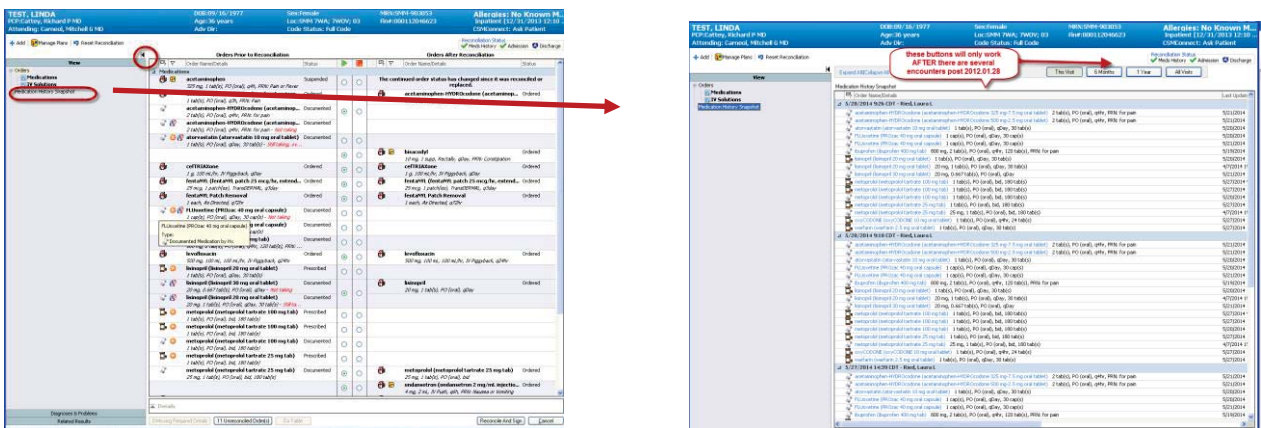
Hospital EHR Upgrade Communication: Providers/Clinicians

July 21, 2014

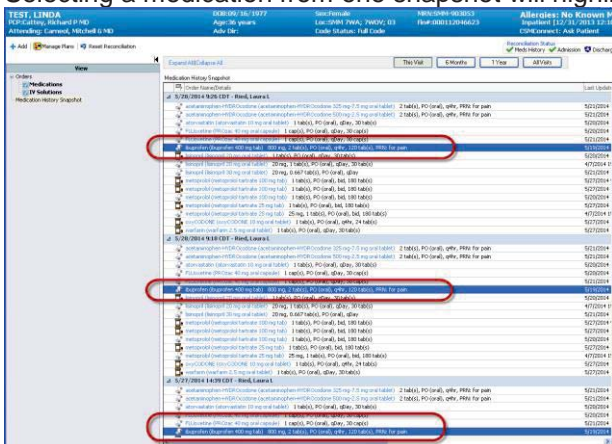
View from Orders



View from Med Rec Window



- Default View will be 'This Visit' with snapshots from this encounter only (most recent at the top). '6 months', '1 Year', and 'All Visits' are other time buckets available to toggle to. These views show snapshots reverse chronologically across multiple encounters.
- The 3 most recent snapshots will default expanded for each view.
- Selecting a medication from one snapshot will highlight the same medication in other Snapshots



Hospital EHR Upgrade Communication: Providers/Clinicians

July 21, 2014

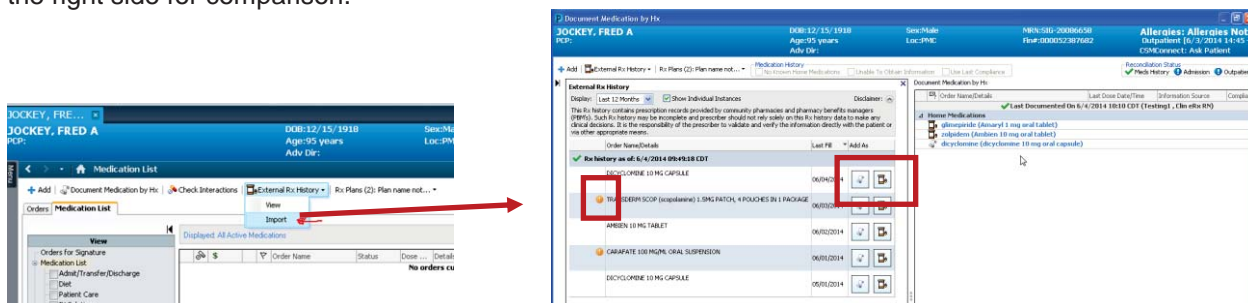
External Rx History (Effective 7/30/14)

Clicking on External Rx History now provides two options:

- **View** = similar to the current screen used today which displays prescription records provided by community pharmacies and pharmacy benefit managers.
 - Right-click on a medication to add it to the Medication List as a Documented Meds by Hx
 - Click **Orders for Signature** when done. The converted meds will show up in the medication list

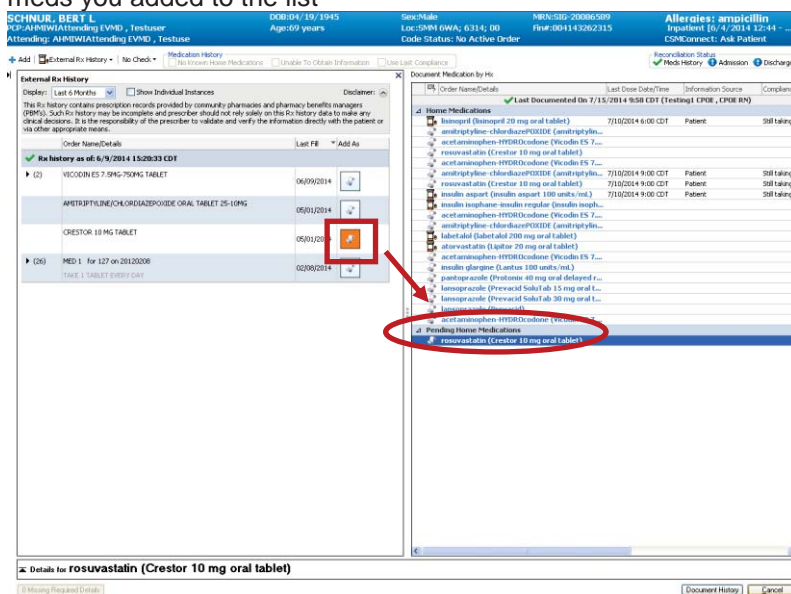


Import = displays the prescription records on the left side of the screen and the current medication list on the right side for comparison.



The (📄) icon will appear next to medications not currently found on the patient's Med List. If desired, you can add the external prescription as a documented med by history or a prescription, each of which is identified by the scroll or pill bottle.

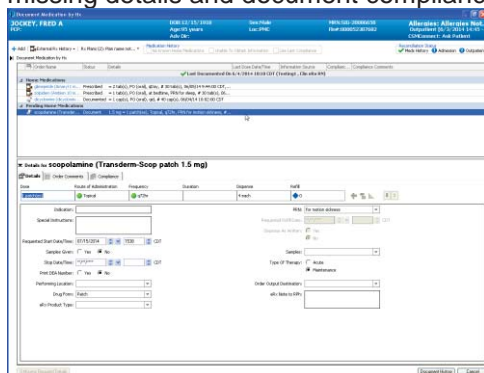
- Click on picture of scroll or pill bottle to add a medication to the med list. The medication will be placed in a new category called Pending Home Medications. This makes it easy for you to see the meds you added to the list



Hospital EHR Upgrade Communication: Providers/Clinicians

July 21, 2014

- Continue to select any other medication the patient is currently taking. Then close the External Rx History by clicking on the (x) in the upper right hand corner of this part of the form.
- Click on the row of each Pending Home Medication to open the scratch pad and complete any missing details and document compliance.



- Click **Document History** when done. The meds listed under Pending Home Medications will be added to the med list