


❖ Medication Reconciliation Enhancements (Effective 2/18/14)

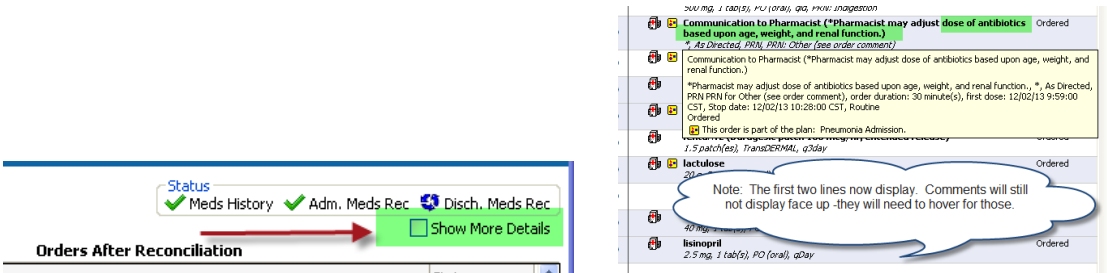
1. Providers can now click the “Show More Details” button found within any of the reconciliation windows to wrap text for order name and details instead of hovering.

If Provider logs out of Powerchart with the **Show More Details** selected, the next time they log in, the system will retain those settings and the **Show More Details** will be selected.

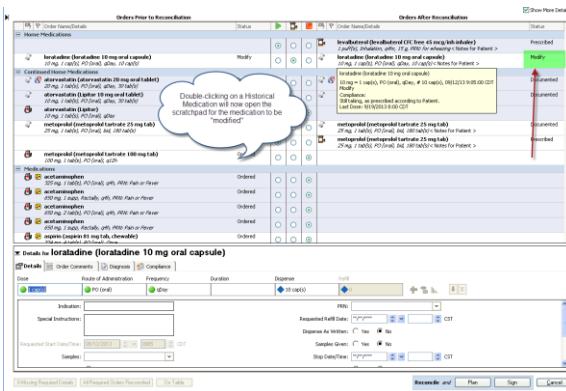
BEFORE:



AFTER:



2. When the **Provider** is in the various reconciliation screens, if they double-click on the historical med, it will open the scratchpad to be modified. Previously, nothing would happen.



❖ Medication List / Medication History Enhancements (Effective 2/18/14)

- In the Documented Meds by Hx window, a patient's home medications are no longer broken out by Documented Meds by Hx (Scroll) and Prescriptions. They are now grouped under one heading in both the Document Meds by Hx Screen and the Navigator Screen entitled "Home Medications". This will help to identify duplicate medications.

BEFORE:

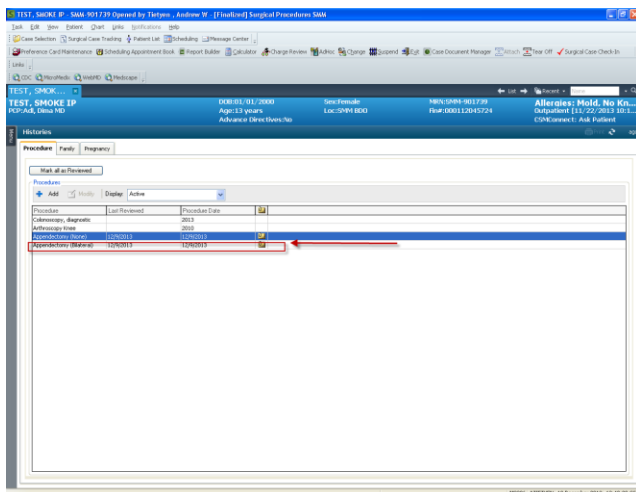
AFTER:

- In the Medication List and Documented Meds by Hx window, you can now double-click on order details of an historical med and **Modify**. Previously, you were only able to right-click and Modify.
- In the navigator pane of the Medication List, click on Home Medication section under Medication History to see the Prescriptions and Documented Meds by Hx grouped together

Hospital EHR Upgrade Communication: Providers February 5, 2014

❖ **Procedures** *(Effective 2/18/14)*

Procedures scheduled and finalized in SurgiNet will appear in Procedures, in the Histories section of the venue menu. The case must be finalized by surgery in order for it to appear.



❖ **Oncology PowerPlans** *(Effective 2/18/14)*

Oncology PowerPlans will be changing to have colored Notes display to delineate sections within the plans.

